

Scotland by numbers: A Picture of Crime – Using Statistics to Understand Crime in Scotland

Q-Step Academy

Creators: Kadar-Satat, G., Packwood, H. and Ashraf, S (2019).
Credit: Buckley, J., Morales, A. and Wiseman, R. (2018) Britain by
Numbers: Teaching Resources, UK Data Service. CC BY-NC 4.0



THE UNIVERSITY
of EDINBURGH



Q-Step

A step-change in
quantitative social
science skills

Funded by the
Nuffield Foundation,
ESRC and HEFCE

Scotland by numbers: A Picture of Crime



THE UNIVERSITY
of EDINBURGH



A step-change in
quantitative social
science skills

Funded by the
Nuffield Foundation,
ESRC and HEFCE



What are some sources of crime statistics in Scotland?

- **Police Records**
- **Scottish Household Survey (SHS)**
- **Scottish Crime and Justice Survey (SCJS)**
- **Edinburgh Study of Youth Transitions and Crime (ESYTC)**
- **Understanding Glasgow – the Glasgow Indicators Project**
- **And more...**

What is the Scottish Crime and Justice Survey (SCJS)?

‘The SCJS is a large-scale social survey which asks people about their experiences and perceptions of crime. The SCJS is important because it provides a picture of crime in Scotland, including crimes that haven’t been reported to, or recorded by the police...’

The survey is being held every two years. In 2017/18, 5,475 people were surveyed in the SCJS.

Findings from the SCJS help policy makers in understanding the nature of crime in Scotland, targeting resources & monitoring the impact of initiatives to target crime.

Source: <https://www2.gov.scot/Topics/Statistics/Browse/Crime-Justice/crime-and-justice-survey>

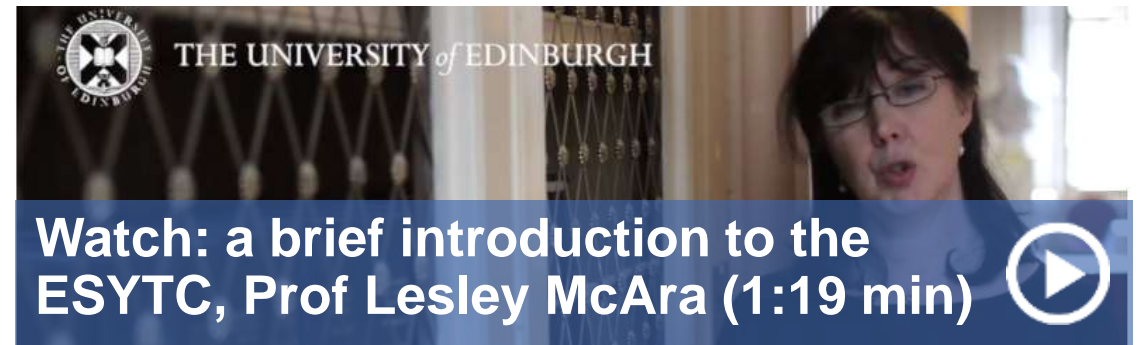


What is the Edinburgh Study of Youth Transitions & Crime (ESYTC)?

The Edinburgh Study of Youth Transitions and Crime (ESYTC) is a research project focusing on the causes of criminal and risky behaviours in young people. The project follows the lives of 4,317 young people who started secondary school in Edinburgh in 1998.

The ESYTC is a longitudinal cohort study, which means that it surveys the same people repeatedly over a long period of time. This study design helps researchers and policy makers to identify what leads to offending behaviour and desistance from it.

Source: <https://www.esytc.ed.ac.uk/>



Scotland by numbers: A Picture of Crime

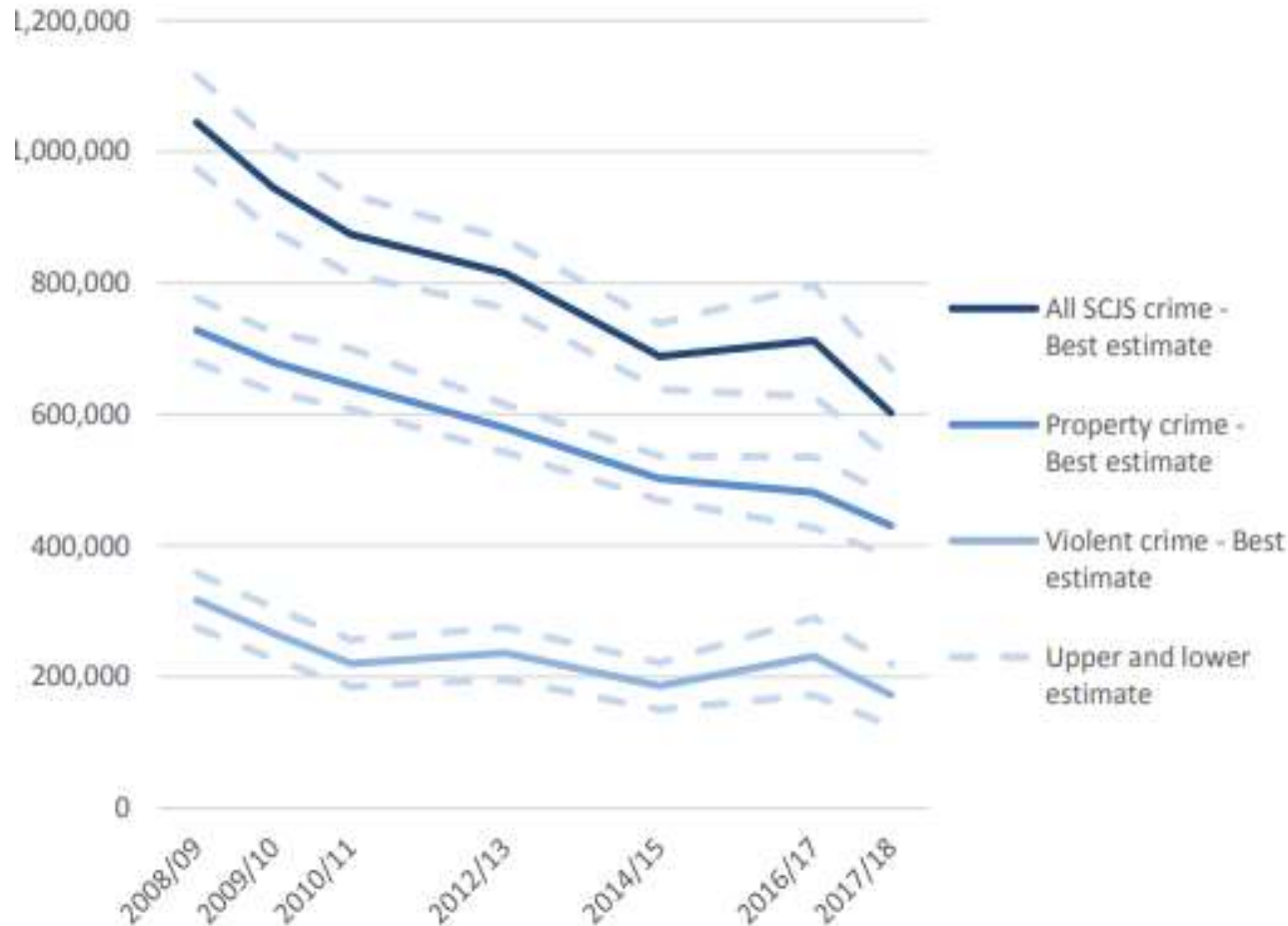


THE UNIVERSITY
of EDINBURGH



A step-change in
quantitative social
science skills

Funded by the
Nuffield Foundation,
ESRC and HEFCE



How much crime was there?

The total number of offences is estimated to have fallen from just over 1 million in 2008/9 to about 600,000 in 2017/18. This change represents a decrease of 42% in the rate of crime experienced in Scotland.

While the rate of violent crime remained relatively stable between 2010 and 2018, the rate of property crime has fallen significantly.

Source: Scottish Government (2018). Scottish Crime and Justice Survey 2017/18: Main Findings. <https://bit.ly/33WpWTf>

Scotland by numbers: A Picture of Crime



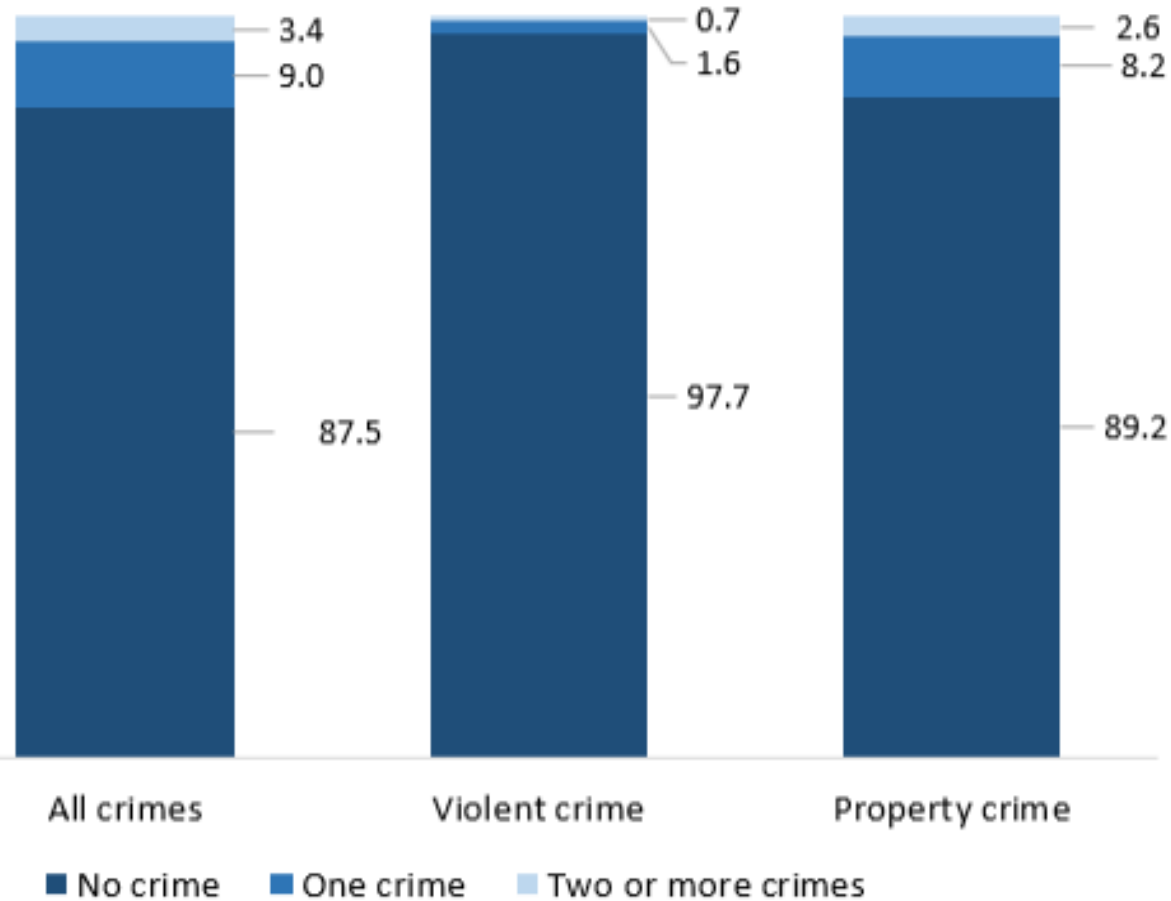
THE UNIVERSITY
of EDINBURGH



A step-change in
quantitative social
science skills

Funded by the
Nuffield Foundation,
ESRC and HEFCE

Percentage of adults who experienced crime 2017/18



How many people experience crime?

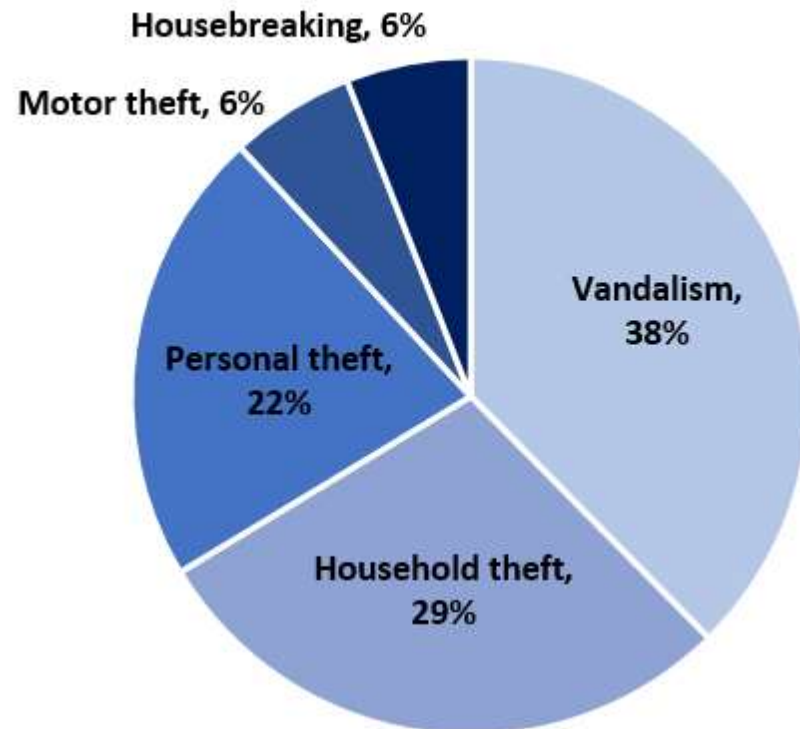
Most adults in Scotland (87%) did not experience crime in 2017/18.

Violent crime was experienced by 2.3% of adults in Scotland in 2017/18 while 10.8% experienced property crime.

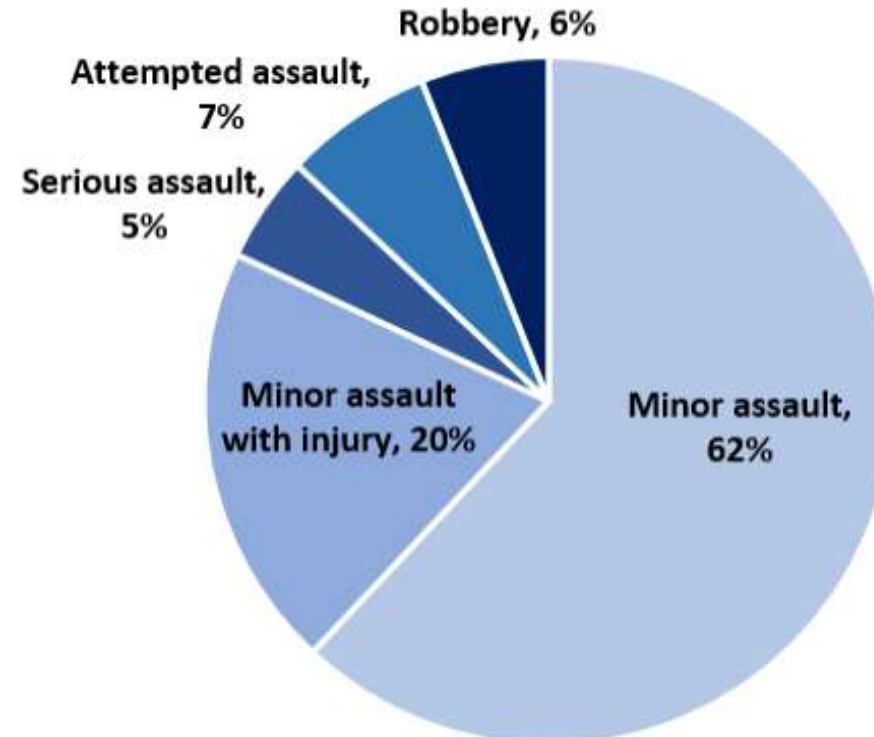
Source: adapted from Scottish Government (2018). Scottish Crime and Justice Survey 2017/18: Main Findings. <https://bit.ly/33WpWTf>

What is violent and property crime?

Types of property crime - SCJS 2017/18



Types of violent crime - SCJS 2017/18



Scotland by numbers: A Picture of Crime



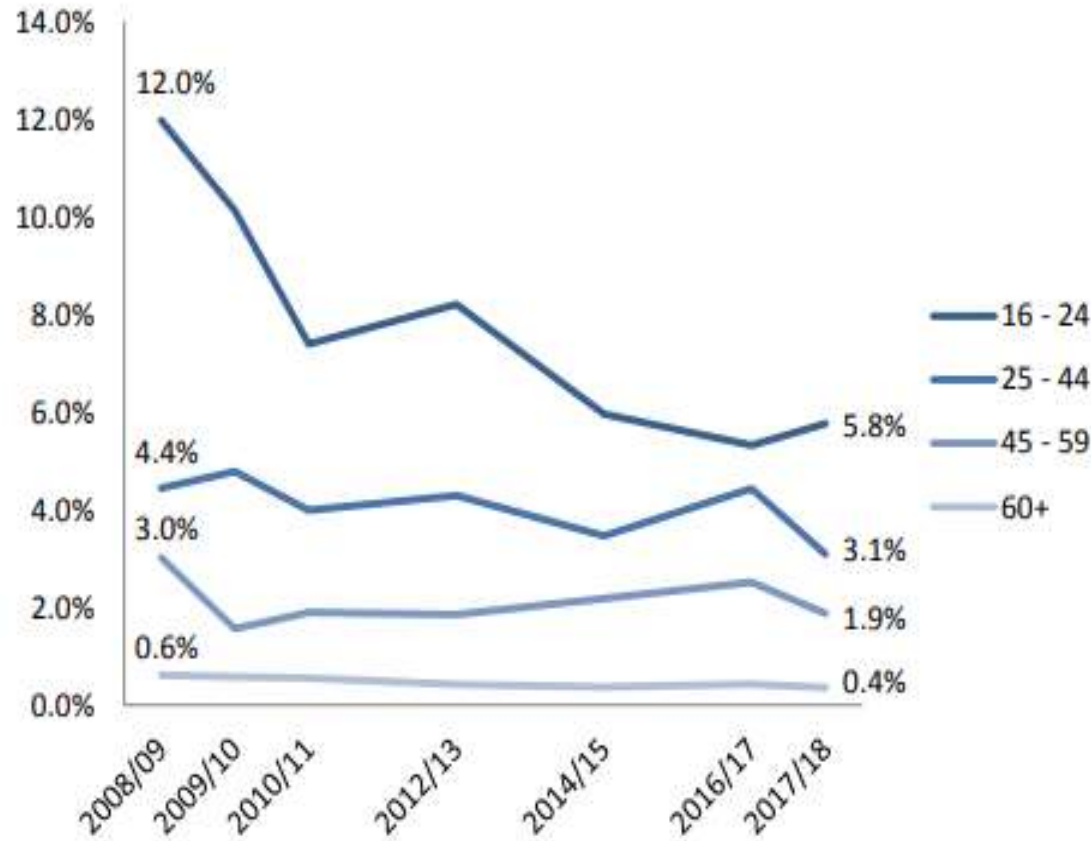
THE UNIVERSITY
of EDINBURGH



A step-change in
quantitative social
science skills

Funded by the
Nuffield Foundation,
ESRC and HEFCE

Proportion of adults experiencing violent crime by age over time



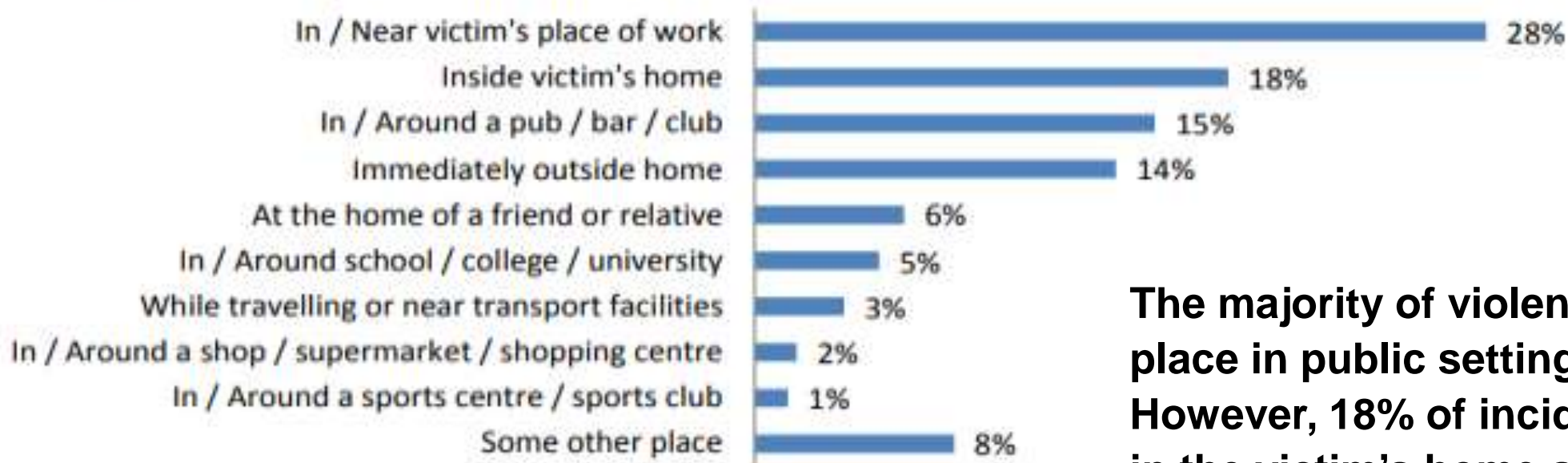
Violent crime in Scotland

Young adults (aged 16-24) are more likely to experience violent crime than any other age group. However, the rate of violent crime experienced by young adults has fallen from 12% to 5.8% between 2008/9 and 2017/18.

Source: Scottish Government (2018). Scottish Crime and Justice Survey 2017/18: Main Findings. <https://bit.ly/33WpWTf>

Violent crime in Scotland

► **Figure 3.9: Proportion of violent crime incidents occurring in different locations**



The majority of violent crime took place in public settings in 2017/18. However, 18% of incidents occurred in the victim's home and 14% immediately outside the home.

Source: Scottish Government (2018). Scottish Crime and Justice Survey 2017/18: Main Findings. <https://bit.ly/33WpWTf>



NEWS

Home **UK** World Business Politics Tech Science Health Family & Education

Scotland Scotland Politics Scotland Business Edinburgh, Fife & East Glasgow & West

Glasgow drives huge fall in serious violent crime across Scotland

4 June 2019

f    Share

Knife crime



Violent crime in Scotland

‘Falling levels of serious violent crime in the west of Scotland have driven a reduction across the country over the past decade, a study has concluded.

The analysis said serious assault and attempted murder cases fell by 35% in Scotland between 2008-09 and 2017-18. The study said 89% of that drop was due to fewer cases in the west, particularly in and around Glasgow.’

Source: <https://www.bbc.co.uk/news/uk-scotland-48512477>

**Watch: tackling violent crime in Scotland,
Mr Will Linden (1:01 min)**



Scotland by numbers: A Picture of Crime



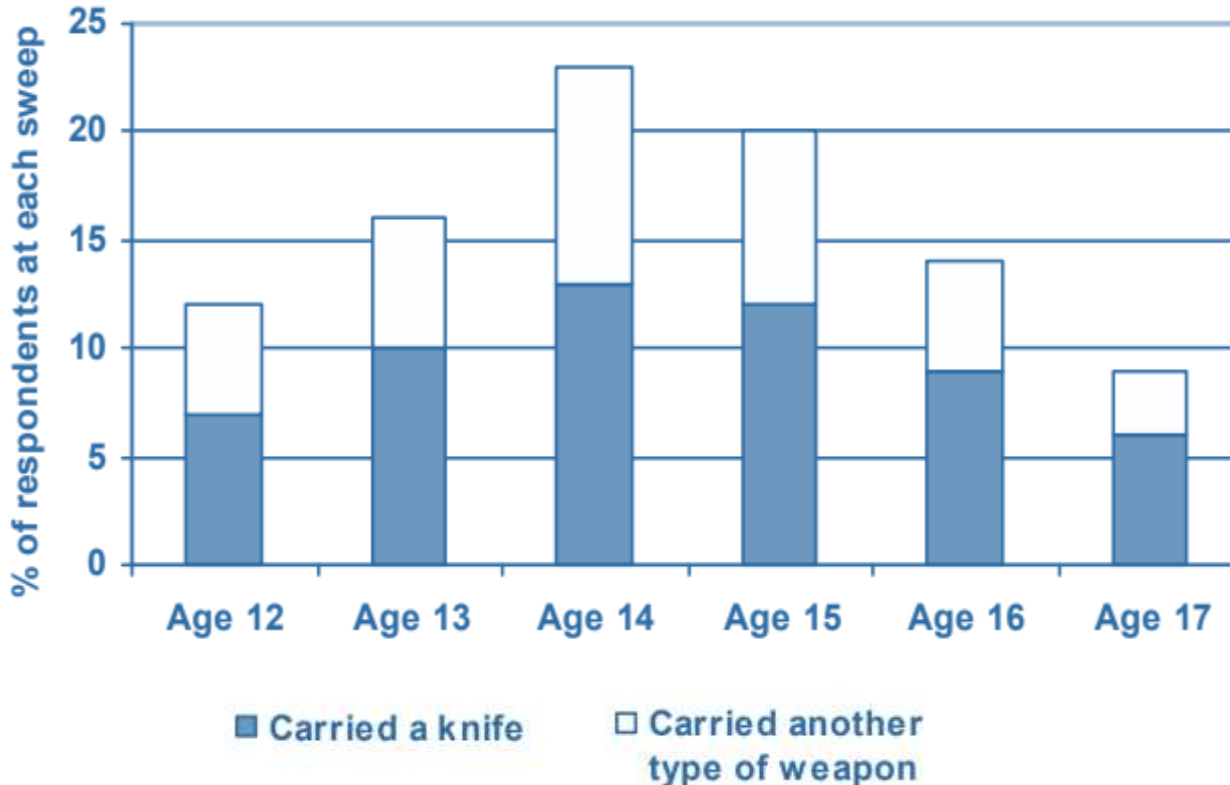
THE UNIVERSITY
of EDINBURGH



A step-change in
quantitative social
science skills

Funded by the
Nuffield Foundation,
ESRC and HEFCE

Percentage of young people who said they had carried a knife or other type of weapon, by age (ESYTC).



Young people and crime

The Edinburgh Study of Youth Transitions and Crime asked young people in Edinburgh if they had carried a knife or other weapon for protection or in case it was needed.

The study found that among 12-year-olds, 12% said they had 'ever' carried some kind of weapon. The peak age at which weapon carrying was reported was age 14, at which point 23% of young people said they had done this in the last year.'

Source: McVie, S 2010, Gang Membership and Knife Carrying: Findings from the Edinburgh Study of Youth Transitions and Crime. <https://bit.ly/30BGttS>

Scotland by numbers: A Picture of Crime



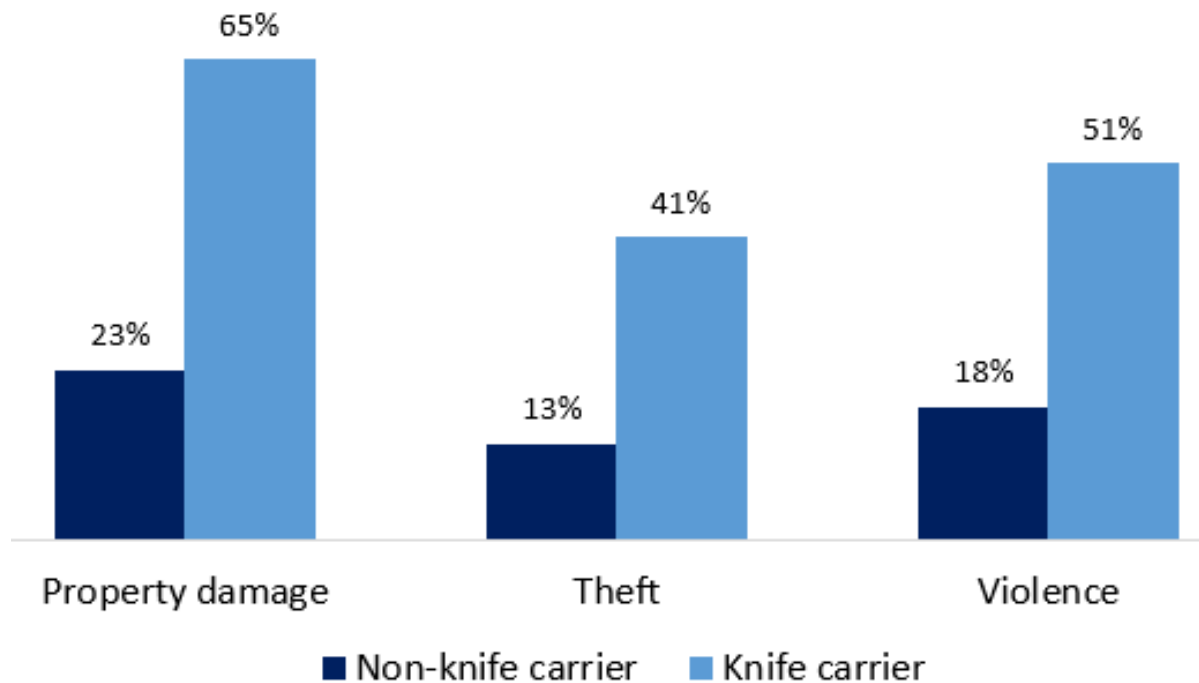
THE UNIVERSITY
of EDINBURGH



A step-change in
quantitative social
science skills

Funded by the
Nuffield Foundation,
ESRC and HEFCE

Knife carriers and non-knife carriers' involvement in anti-social and offending behaviours at age 16 (ESYTC)



Source: adapted from McVie, S 2010, Gang Membership and Knife Carrying: Findings from the Edinburgh Study of Youth Transitions and Crime. <https://bit.ly/30BGtTS>

Young people and crime

The Edinburgh Study of Youth Transitions and Crime shows that, at age 16 knife carriers are more likely to get involved in anti-social and offending behaviours. For example, 65% of knife carriers reported being involved in property damage compared to 23% of non-knife carriers.



Scotland by numbers: A Picture of Crime



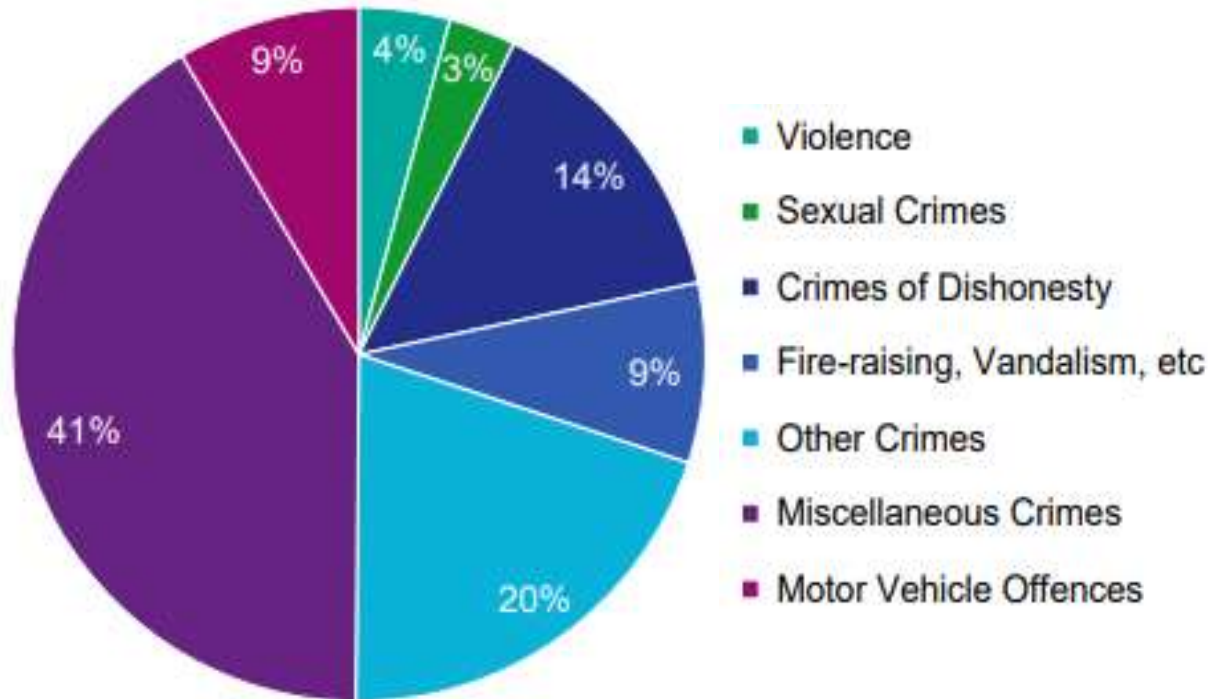
THE UNIVERSITY
of EDINBURGH



A step-change in
quantitative social
science skills

Funded by the
Nuffield Foundation,
ESRC and HEFCE

Overview of Cases for Young People Reported to COPFS in 2016/17, by type of crime



Young people and crime

There were 7,539 cases involving 8,043 young people (age 12 to 17 inclusive) reported to the Crown Office and Procurator Fiscal Service (COPFS) in 2016/17. Miscellaneous crimes accounted for 41% of all cases. This category includes offences of public disorder, assaults, stalking and a wide range of low-level offences.

Source: Scottish Government (2018). Prosecution of young people: report.
<https://www.gov.scot/publications/thematic-report-prosecution-young-people/>

Scotland by numbers: How well do you know Scotland?



THE UNIVERSITY
of EDINBURGH



A step-change in
quantitative social
science skills

Funded by the
Nuffield Foundation,
ESRC and HEFCE

► **Table 6.1: Confidence in the ability of the police in urban and rural areas.**

Proportion of adults who were very or fairly confident in the police to:	Urban		Rural	
	2017/18	Change since 2008/09	2017/18	Change since 2008/09
Prevent crime	53%	↑ from 45%	53%	↑ from 48%
Respond quickly to appropriate calls and information from the public	63%	↑ from 54%	61%	↑ from 56%
Deal with incidents as they occur	66%	↑ from 57%	62%	No change
Investigate incidents after they occur	70%	↑ from 63%	68%	No change
Solve crimes	65%	↑ from 56%	61%	No change
Catch criminals	62%	↑ from 54%	59%	No change
<i>Number of respondents</i>	4,410	12,420	1,060	3,580

Views of the police

Just over half of adults in Scotland are confident in the ability of the police to prevent crime. Overall, the level of confidence in the police has increased between 2008/9 and 2017/18, especially in urban areas.

Source: Scottish Government (2018). Scottish Crime and Justice Survey 2017/18: Main Findings. <https://bit.ly/33WpWTf>

Scotland by numbers: How well do you know Scotland?



THE UNIVERSITY
of EDINBURGH

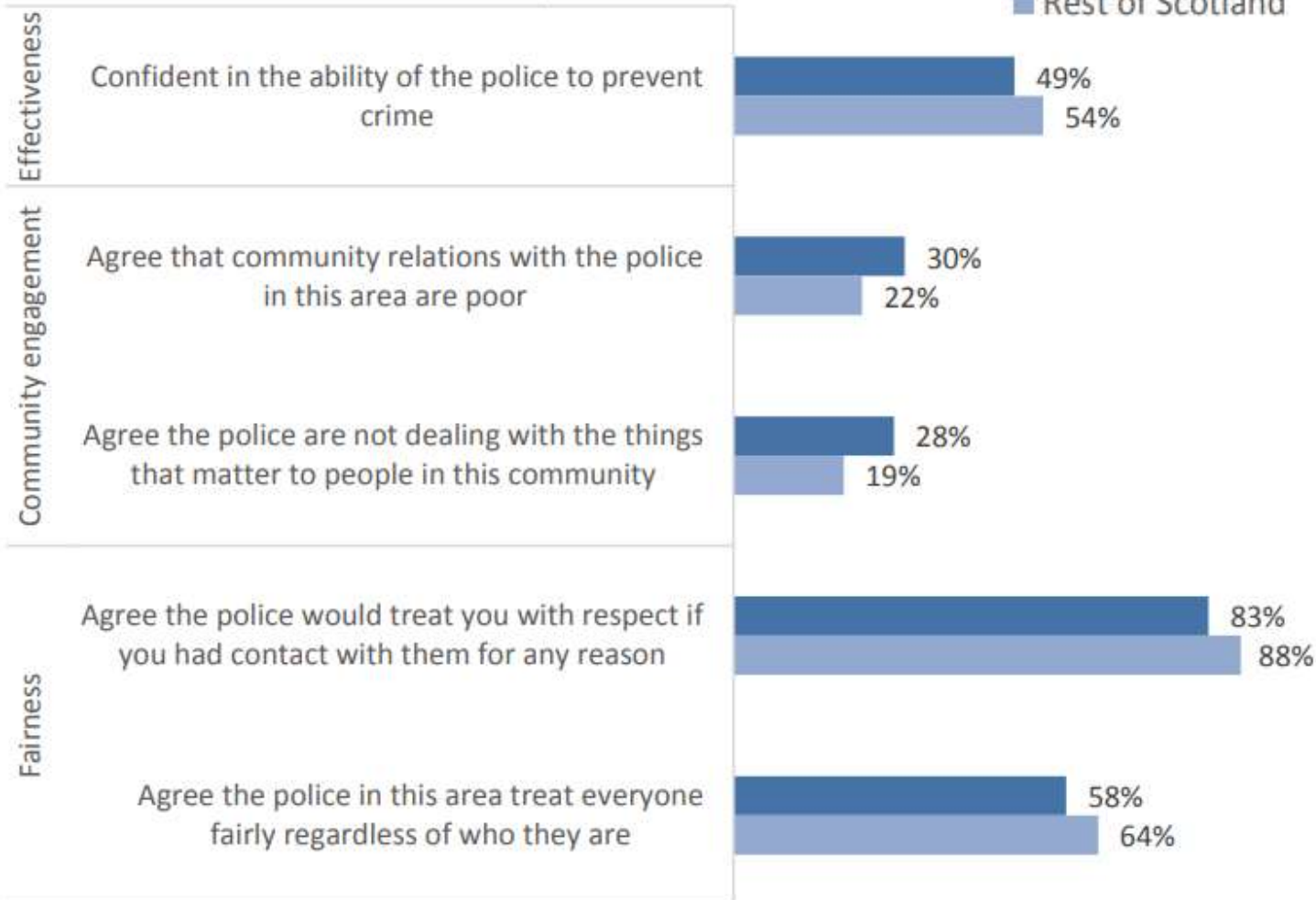


A step-change in
quantitative social
science skills

Funded by the
Nuffield Foundation,
ESRC and HEFCE

Variation in perceptions of the police by deprivation

■ 15% most deprived areas
■ Rest of Scotland



Views of the police

People living in the most deprived areas of Scotland perceive the police as less effective, engaged and fair than people who live in less deprived or non deprived areas.

Source: Scottish Government (2018). Scottish Crime and Justice Survey 2017/18: Main Findings.
<https://bit.ly/33WpWTf>

Scotland by numbers: How well do you know Scotland?



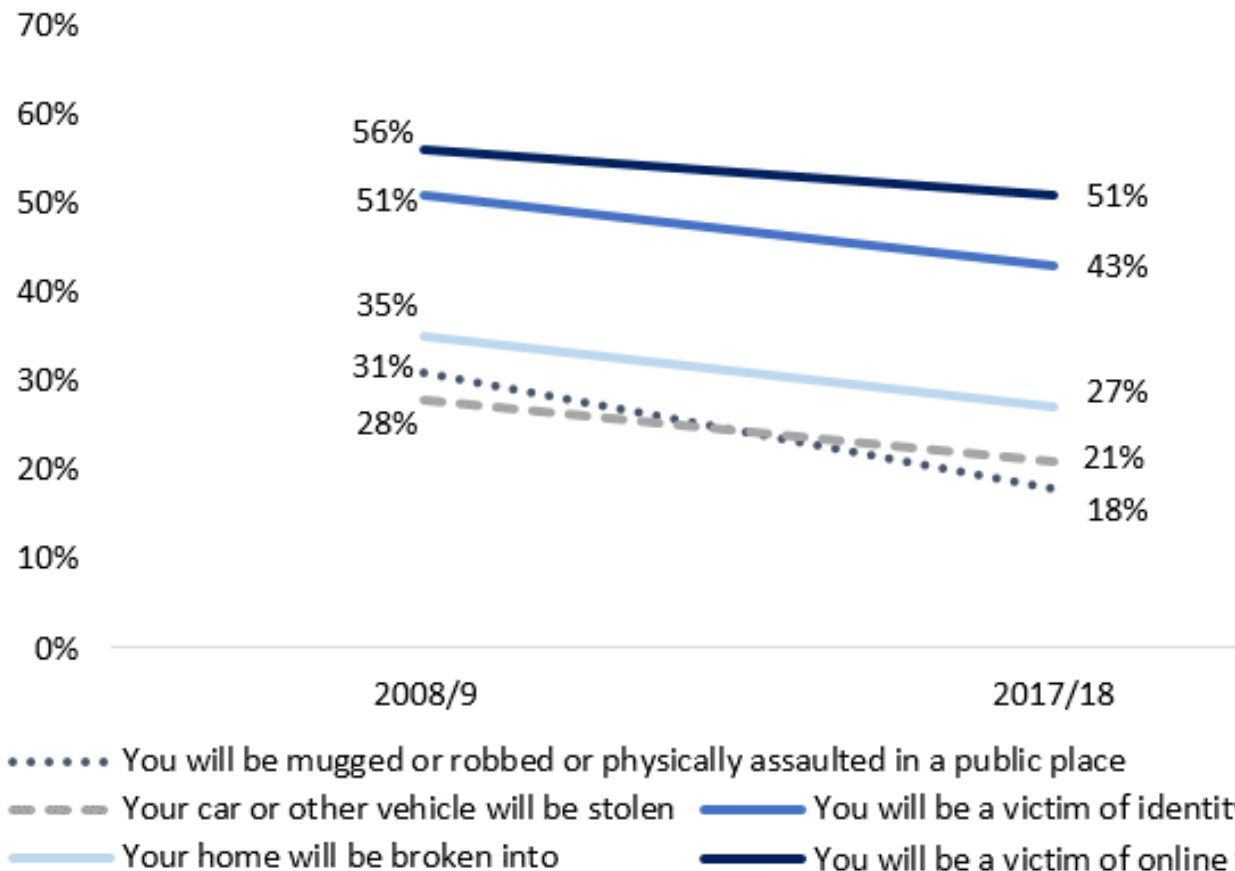
THE UNIVERSITY
of EDINBURGH



A step-change in
quantitative social
science skills

Funded by the
Nuffield Foundation,
ESRC and HEFCE

Proportion of adults who were worried about experiencing different types of crime, 2008/09 – 2017/18



Fear of crime

Overall, in 2017/18, people in Scotland were less worried about experiencing crime than they were in 2008/9. About half of the survey respondents said they are worried about being a victim of online fraud and 43% said they are worried about identity theft, both are examples of cybercrime.

Source: adapted from Scottish Government (2018). Scottish Crime and Justice Survey 2017/18: Main Findings. <https://bit.ly/33WpWTf>

Scotland by numbers: How well do you know Scotland?



THE UNIVERSITY
of EDINBURGH



A step-change in
quantitative social
science skills

Funded by the
Nuffield Foundation,
ESRC and HEFCE

Proportion of adults who felt safe/unsafe walking alone in the local area after dark (SCJS 2017/18)

Male	89%
Female	66%
Aged 16-24	83%
Aged 25-44	80%
Aged 45-59	77%
Aged 60+	70%
15% most deprived areas	63%
Rest of Scotland	79%

Fear of crime

Men, young adults and people living in non-deprived areas are more likely to feel safe walking alone after dark than women, older people and those living in the most deprived areas of Scotland.

Source: Scottish Government (2018). Scottish Crime and Justice Survey 2017/18: Main Findings. <https://bit.ly/33WpWTf>

What is the Q Step Academy?

The Q Step Academy is a partnership between the Edinburgh Q Step Centre and schools in Edinburgh and the city region. This partnership will provide free training and resources on statistical literacy for staff and pupils in the Social Sciences.

What will the Academy do?

The Q-Step Academy aims to raise the profile of social statistics and data literacy within schools. It will work in collaboration with teachers, delivering masterclass sessions to pupils and creating resources which link to the curriculum.

How can your school get involved?

We are looking to develop links with schools in the future, if you would like more information, please get in touch by emailing us: qstepacademy@ed.ac.uk or visit: www.q-step.ed.ac.uk

About the creators of this resource:

Dr Gitit Kadar-Satat

Outreach Fellow, University of Edinburgh Q-Step Centre.

Dr Helen Packwood

Outreach Fellow, University of Edinburgh Q-Step Centre.

Mr Sohaib Ashraf is studying MA Politics with Quantitative Methods.



THE UNIVERSITY
of EDINBURGH



Q-Step

**A step-change in
quantitative social
science skills**

Funded by the
Nuffield Foundation,
ESRC and HEFCE